


KLINGERSIL C-4500



DESCRIPTION

Combining carbon fibers and special heat-resistant additives with an NBR bonding, this superior-performance gasket material has been designed specifically for the chemical industry. Higher temperatures, alkaline media, and superheated steam are typical application scenarios where operators also profit from its resistance against oils, gases, salt solutions, fuels, alcohols, moderate organic and inorganic acids, hydrocarbons, lubricants and refrigerants.

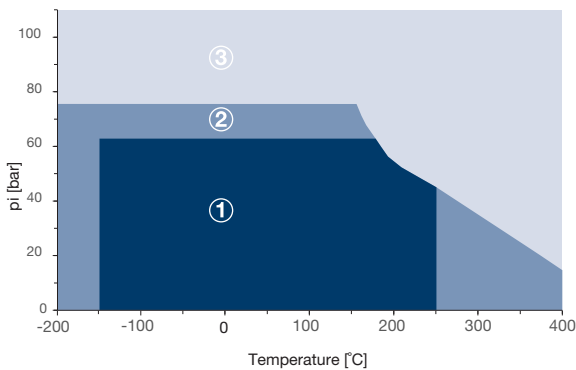


ITEM		DATA
Basic composition		Carbon fibers and special heat-resistant additives bonded with NBR.
Sheet size		1000 x 1500 mm, 2000 x 1500 mm
Colour		Black
Thickness		0.5 mm, 1.0 mm, 1.5 mm, 2.0 mm, 3.0 mm
Certificates		Oxygen-tested, DIN-DVGW, DIN 16421 (W 270), ÖVGW, TA-Luft (Clean air), DNV approval, Fire-Safe acc. to DIN EN ISO 10497
Tolerances	Thickness	According to DIN 28091-1
	Width	± 50 mm
	Length	± 50 mm
Industries		General industry, Chemical, Oil & Gas, Energy, Infrastructure, Pulp & Paper, Marine, Automotive, Food & Beverage

TECHNICAL DATA Typical values for a thickness of 2.0 mm

STRESS RELAXATION DIN 52913	50 MPa, 16 h/175°C	MPa	38
STRESS RELAXATION BS 7531	50 MPa, 16 h/300°C	MPa	30
KLINGER COLD/HOT COMPRESSION 50 MPA	thickness decrease at 23°C	%	10
	thickness decrease at 300°C	%	15
TIGHTNESS	DIN 28090-2	mg/(s x m)	0.05
SPECIFIC LEAKRATE	VDI 2440	mbar x l/(s x m)	4.94E-06
THICKNESS INCREASE AFTER FLUID IMMERSION ASTM F 146	Oil IRM 903: 5h/150°C	%	3
	Fuel B: 5h/23°C	%	5
COMPRESSIBILITY	ASTM F36J	%	11
RECOVERY	ASTM F36J	%	60
DENSITY		g/cm ³	1.6
AVERAGE SURFACE RESISTANCE	ρ ₀	Ω	8.0x10E04
THERMAL CONDUCTIVITY	λ	W/mK	0.43
CLASSIFICATION ACC. TO BS 7531:2006	Grade AX		
ASME-CODE SEALING FACTORS	tightness class 0.1mg/s x m	MPa	y 20
			m 1.6

P-T DIAGRAM- THICKNESS 2.0 MM

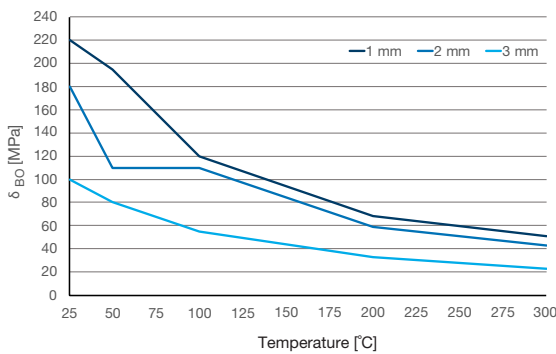


The area of the P-T diagram

1. In area one, the gasket material is normally a suitable subject to chemical compatibility.
2. In area two, the gasket material may be suitable but a technical evaluation is recommended.
3. In area three, do not install the gasket without a technical evaluation.

Always refer to the gasket's chemical resistance to the media.

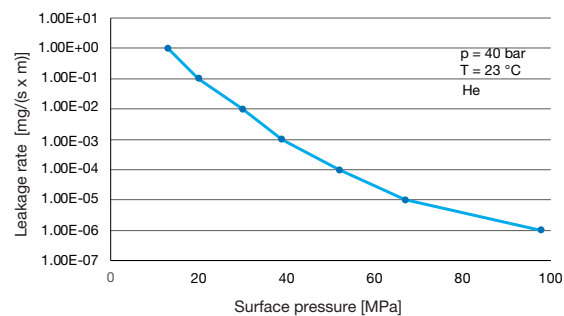
SIGMA BO



Maximum surface pressure in operating conditions of Sigma BO

This diagram shows the maximum surface pressure in MPa with which the sealing material may be loaded, depending on the operating temperature. The characteristic curves apply to the specified sealing thicknesses. In contrast to Q_{smax} according to EN 13555, the surface pressures specified here are based on a maximum permissible reduction in thickness.

TIGHTNESS PERFORMANCE



The tightness performance graph

The graph shows the required stress at assembly to seal a certain tightness class. The determination of the graph is based on EN13555 test procedure which applies 40 bar Helium at room temperature. The sloping curve indicates the ability of the gasket to increase tightness with raising gasket stress.

CHEMICAL RESISTANCE CHART

Simplified overview of the chemical resistance depending on the most important groups of raw materials:

A: small or no attack **B:** weak to moderate attack **C:** strong attack

Paraffinic hydrocarbon	Motor fuel	Aromates	Chlorinated hydrocarbon fluids	Motor oil	Mineral lubricants	Alcohol	Ketone	Ester	Water	Acid (diluted)	Base (diluted)
A	B	C	C	A	B	A	C	C	A	A	A

All information is based on years of experience in production and operation of sealing elements. However, in view of the wide variety of possible installation and operating conditions one cannot draw final conclusions in all application cases regarding the behaviour in gasket joints. The data may not, therefore, be used to support any warranty claims. This edition cancels all previous issues. Subject to change without notice.